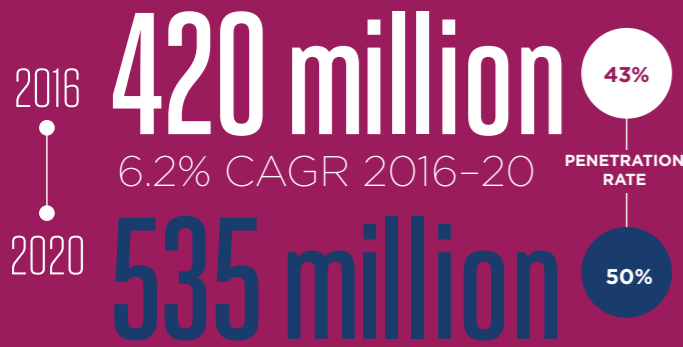


# MOBILE ECONOMY SUB-SAHARAN AFRICA

Unique mobile subscribers



SIM connections



Mobile contributing to economic and social development across Sub-Saharan Africa



**DIGITAL INCLUSION**  
Delivering digital inclusion to the still unconnected populations.  
**MOBILE INTERNET PENETRATION**  
2016 **26%** 2020 **38%**



**FINANCIAL INCLUSION**  
Delivering financial inclusion to the unbanked populations. As of December 2016 there were **140 live mobile money services in 39 countries**



**INNOVATION**  
Delivering innovative new services and apps. Number of M2M connections to reach **26 million by 2020**



Mobile industry contribution to GDP



## ACCELERATING MOVES TO MOBILE BROADBAND NETWORKS AND SMARTPHONE ADOPTION

Mobile broadband connections to increase from 33% of total in 2016 to

**60%**  
by 2020

By 2020, there will be

**498m**  
smartphones, growth of 300 million from the end of 2016

Mobile data traffic to grow by a CAGR of

**66%**  
over the period 2016-2020

Data growth driving revenues and operator investments

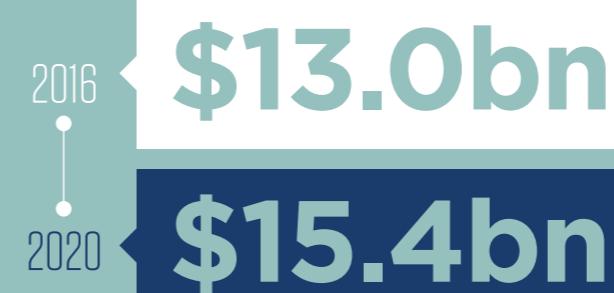
Operator total revenues



Operator CAPEX of up to **\$31 billion** for the period 2017-20

Public funding


Mobile ecosystem contribution to public funding (before regulatory and spectrum fees)



Employment



Jobs directly supported by the mobile ecosystem



Plus an additional **2.8 million** indirect jobs supported in 2020